










Package include








Package Include

- A. Left piece
- B. Right piece
- C. Top piece
- D. Front piece
- E. Rear piece
- F. Top_2 piece
- G. Top_3 piece
- H. Locker piece
- I. Fan
- J. Current limit fan board
- K. USB 3.0 type A-micro B cable
- L. 15V/4A Power Supply
- M. 30Pin GPIO Ribbon Cable
- N. CloudShell2 Board
- O. 2x 10mm Truss Head
- P. 4x 10mm Pan Head
- Q. 4x 8mm female hex XU4 spacer
- R. 8x 5mm Round Head
- S. 12x 10mm Round Head

Assembly guide

<p style="text-align: center;">1.</p> 	<p>Screw the left and right pieces to the hard disks. (A + B + S)</p>	<p style="text-align: center;">2.</p> 	<p>Attach the Cloudshell-2 board to the hard disks.(K)</p>
<p style="text-align: center;">3.</p> 	<p>Screw cloudshell-2 board to left/right pieces. (O)</p>	<p style="text-align: center;">4.</p> 	<p>Assemble the FAN and back piece and place the FAN at the back side. Use only 3 screws in this step. (E + G + N)</p>
<p style="text-align: center;">5.</p> 	<p>Insert the FAN cable to the cloudshell-2 board.</p>	<p style="text-align: center;">6.</p> 	<p><u>If you want to use quiet fan mode, connect the current limit PCB between the FAN cable connector and the Cloudshell-2 board.</u></p>
<p style="text-align: center;">7.</p> 	<p>Assemble the ODROID-XU4 and XU4 holder pieces. (J + M + Q + R)</p>	<p style="text-align: center;">8.</p> 	<p>Connect micro B side of USB 3.0 cable to the Cloudshell-2 board. (H + K)</p>
<p style="text-align: center;">9.</p>		<p style="text-align: center;">10.</p>	

1.		2.	
	Connect GPIO ribbon cable between ODROID-XU4 and cloudshell-2 board. (F + K)		Connect type A side of USB 3.0 cable to ODROID-XU4.
11.		12.	
	Place the front piece at the front side. (C)		Cover the top piece on the top. (D)
13.			
	Put the locker piece and screw it. (I + N)		

From: <http://wiki.odroid.com/> - **ODROID Wiki**

Permanent link: http://wiki.odroid.com/accessory/add-on_boards/xu4_cloudshell2/cs2_assembling2?rev=1501823664

Last update: **2017/08/04 06:14**

