

# HOWTO install OS\_Image

ODROID-GOU has built-in 16GB emmc.

ODROID-GOU comes with **Ubuntu Minimal EmulStation** image pre-installed on emmc.

**As a result, It is not necessary to flash the image to an SD card. You only need to copy a ROMS file structure and games to your sd card to get started.**

This page will show you how to install a new version of the OS or restore emmc.

## Download OS image

### Ubuntu minimal EmulationStation image

Release versions	Downloads	Release-notes	Description
v1.1	Ubuntu 20.04 ES image : <a href="#">KR US</a>	<a href="#">release-notes</a>	

## Installation


### Recovery mode on ODROID-GOU

In order to connect the built-in emmc to the PC, it is necessary to boot the recovery mode on ODROID-GOU.




- Power off ODROID-GOU.

- As shown in the image above, press both keys(Trigger Left2 + Trigger Right2) at the same time and Power ON



- When the recovery splash-screen is displayed, you can release the button.

## **RECOVERY MODE**



**CONNECT TO YOUR PC USING A USB (TYPE-C) CABLE  
TO RECOVER ONBOARD EMMC. <F3+F6=REBOOT>**

- A USB connection message is output with a “RECOVERY MODE” banner.
- Connect to a PC using a USB-C type cable.

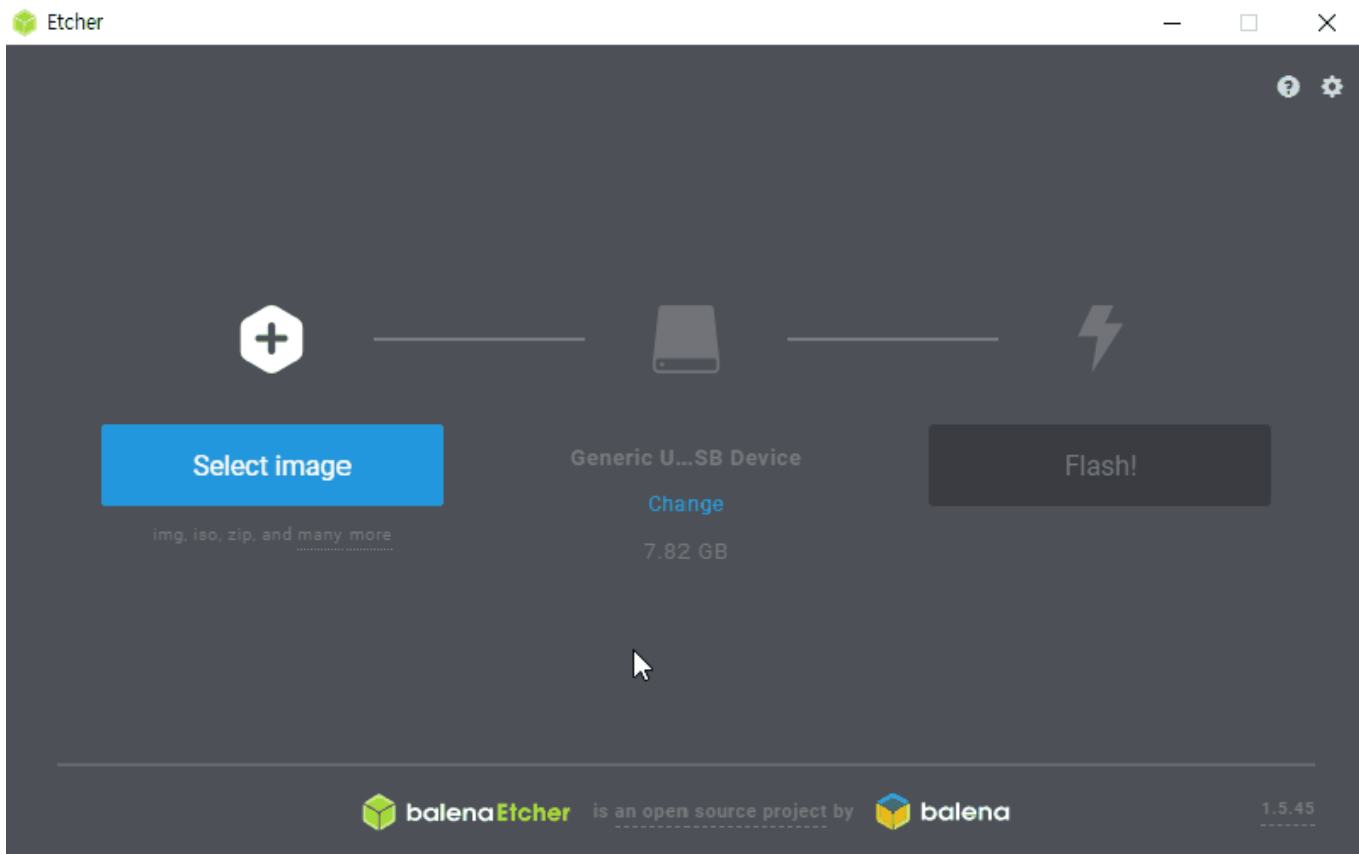
## **Download Etcher**

You can easily flash an image to your memory card using Etcher.

Download Etcher here: <https://www.balena.io/etcher/>

## Flash the image

1. Open Etcher.
2. Select the downloaded OS image.
3. Select the inserted ODRROID-GOU. (Normally, the memory card is detected automatically.)
4. Click Flash!



## Partition Layout of eMMC

partition	Size	From(sector #)	To(Sector #)	Name for Fastboot	Partition Name
BL1 / MBR	512B	0	0	-	
U-Boot	959.5KB	1	1919	bootloader	/dev/block/bootloader
U-Boot Environment	64KB	1920	2047	env	/dev/block/env
FAT32 for boot	128MB	2048	264191	-	mmcblk0p1
EXT4 for root filesystem	-	264192	remaining blocks	-	mmcblk0p2

From:  
<https://wiki.odroid.com/> - **ODROID Wiki**

Permanent link:  
[https://wiki.odroid.com/odroid\\_go\\_ultra/getting\\_started/installing\\_os\\_image](https://wiki.odroid.com/odroid_go_ultra/getting_started/installing_os_image)

Last update: **2022/10/29 21:13**



