

## Robot Control application software.

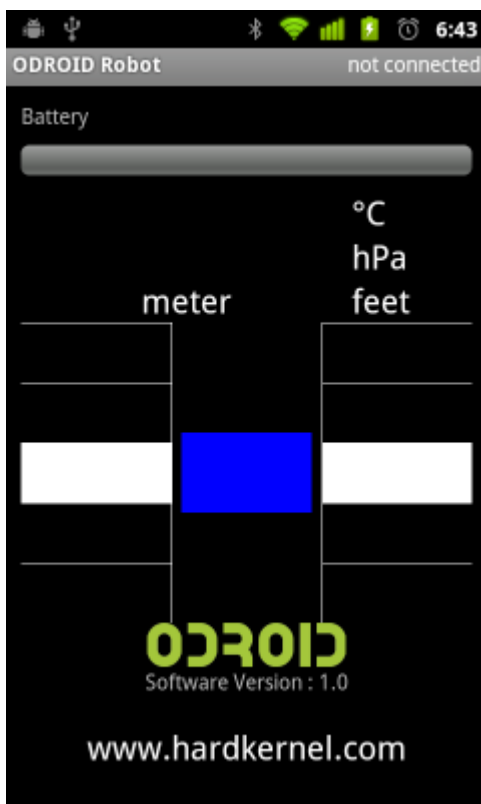
**Precompiled .apk file can be downloaded from here.**

<http://dev.odroid.com/projects/accessory/download/note/60>

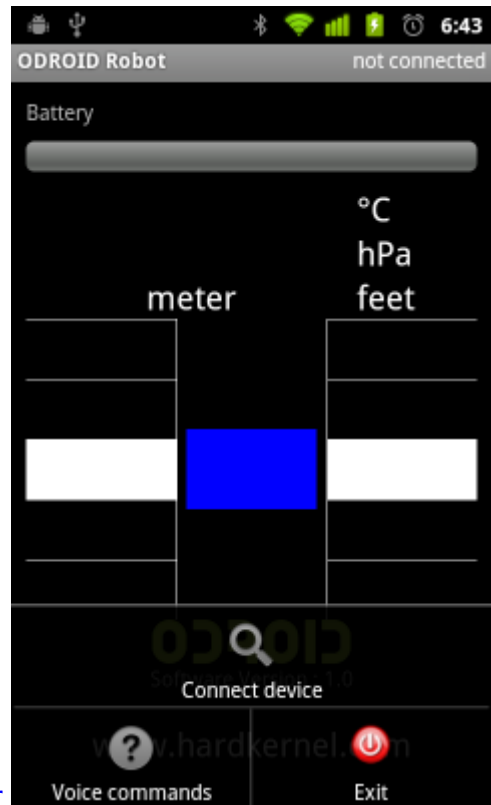
Full Android app source code is here via SVN.  
<http://dev.odroid.com/projects/accessory/src>

Default application software screen. It shows below items.

- Battery level
- Temperature
- Air Pressure
- Altitude(Height)
- Multi-touch Slider for left motor control
- Multi-touch Slider for right motor control
- Software/Firmware version information



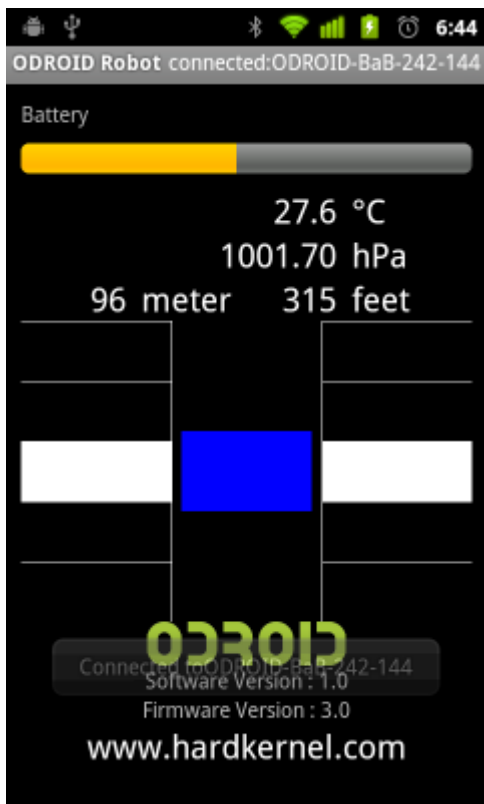
Bluetooth pairing screen  
Scan and pair the ODROID-BaB robot with your Android phone.  
Press



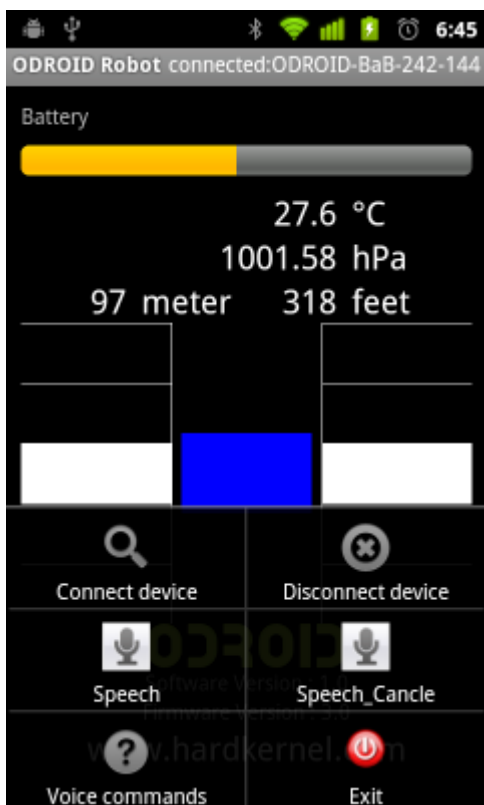
“memu” key of your phone to select “Connect Device”.br



If the pairing is successful, there is a Robot-ID on the upper right corner “ODROID-BaB-xxx-xxx”br The xxx-xxx is a bluetooth unique ID code. You can also find a firmware version information.br



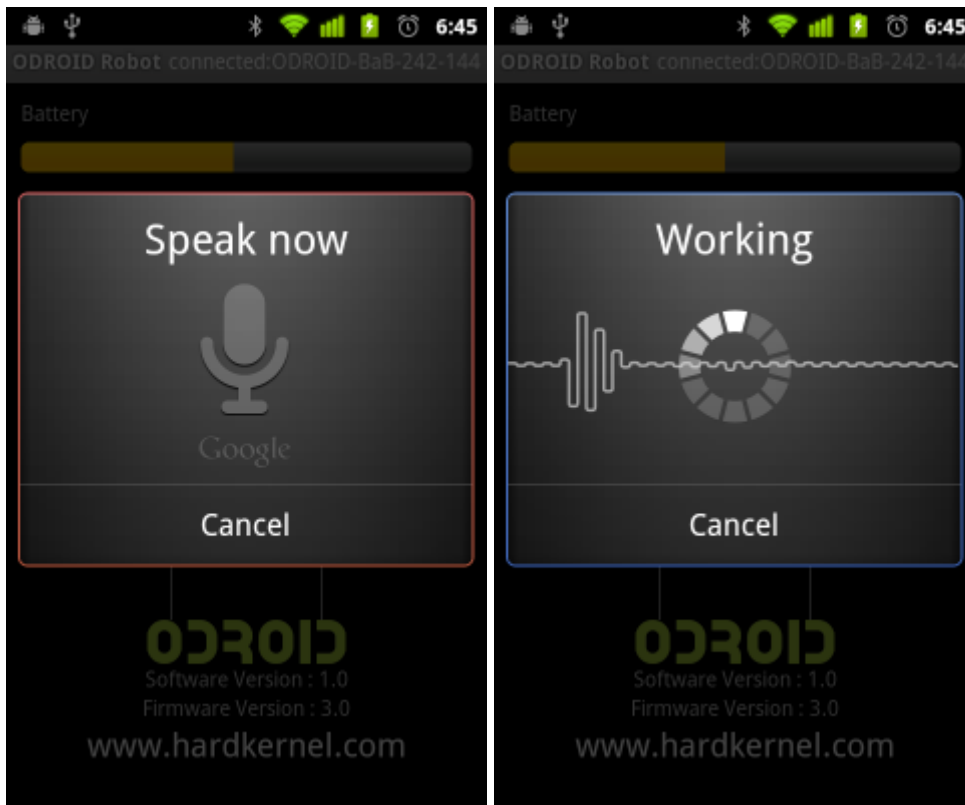
If you want to use the voice command mode, select “Speech” in the menu [br](#) Or just press blue square icon.



Now the robot can response to your voice. [br](#) There are only 5 commands as of now. [br](#)

- Run (Go Forward)
- Back (Go Backward)
- Rotate

- Right
- Left



From:  
<http://wiki.odroid.com/> - **ODROID Wiki**

Permanent link:  
[http://wiki.odroid.com/old\\_product/adk/applicationssoftwaredownload](http://wiki.odroid.com/old_product/adk/applicationssoftwaredownload)

Last update: **2017/05/31 03:38**

